


Company Management

How do I delete a company?

To delete a company, follow these steps:

1. Go to the Admin Tools tab at the top.
2. Go to Company Management under the Organization Management heading.
3. Select the company you'd like to delete.
 - a. Scroll down to find the company you're looking for.
 - b. Search via the search bar in the top right corner.

Search company or business type 







- c. Filter results by city by expanding the Advanced Options arrow.

^ HIDE ADVANCED OPTIONS

City

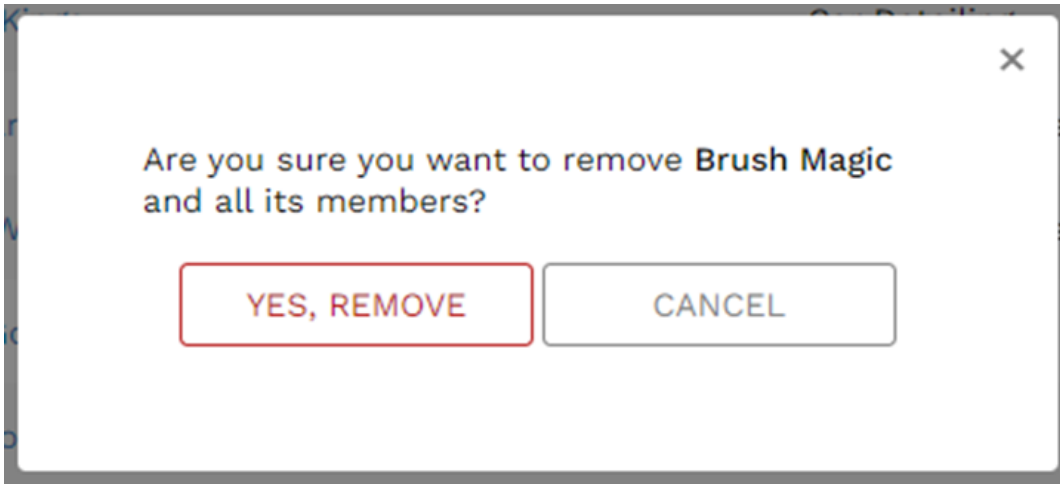
All 

4. Click on the red trash bin icon on the far right side of the company name.

Name ▲	Classification	
1Lacey Sykes Real Estate	Real Estate	 
Brush Magic	Residential Painting	 
Captured Moments Photography	Photography	 

5. Click on the red Yes, Remove button if you're sure you want to remove the company you've chosen. If not, click on the gray Cancel button and select the company you'd like to remove.

Company Management



Didn't find what you're looking for? [Contact Biznomos Support](#) online or call toll-free at [1-800-232-3989](tel:1-800-232-3989) for additional help.

Unique solution ID: #1006

Author: n/a

Last update: 2024-05-30 23:38