

Election Center Management

How do I export election results?







To export election results, follow these steps:

1. Go to the Admin Tools tab at the top.
2. Go to Election Center under the Organization Management heading.
3. Select which poll you'd like to export results for. To search for a poll, expand the Show Advanced Options arrow and filter results by:
 - a. Year
 - b. Status

The screenshot shows the 'Election Center' header with a 'CREATE ELECTION' button on the right. Below the header is an 'EXPORT ALL RESULTS' button. Underneath are two dropdown menus for 'Year' and 'Status', both set to 'All'. To the right of these is a 'Results per page' dropdown set to '10'. A small arrow icon next to the text 'HIDE ADVANCED OPTIONS' is visible on the right side of the interface.

4. Click on the blue arrow icon.

The screenshot shows the 'Election Center' header with a 'CREATE ELECTION' button on the right. Below the header is an 'EXPORT ALL RESULTS' button. Underneath are two dropdown menus for 'Year' and 'Status', both set to 'All'. To the right of these is a 'Results per page' dropdown set to '10'. A small arrow icon next to the text 'SHOW ADVANCED OPTIONS' is visible on the right side of the interface. Below this is a table with the following data:

Date of Election ▾	Ballots Issued	Ballots Cast	Status	
03/25/2024	27	0	Closed	 
03/18/2024	27	0	Open	 
03/06/2024	26	0	Closed	 

5. Click on the blue Export Results button.

Didn't find what you're looking for? [Contact Biznomos Support](#) online or call toll-free at [1-800-232-3989](tel:1-800-232-3989) for additional help.

Unique solution ID: #1075

Author: n/a

Last update: 2024-05-30 00:56