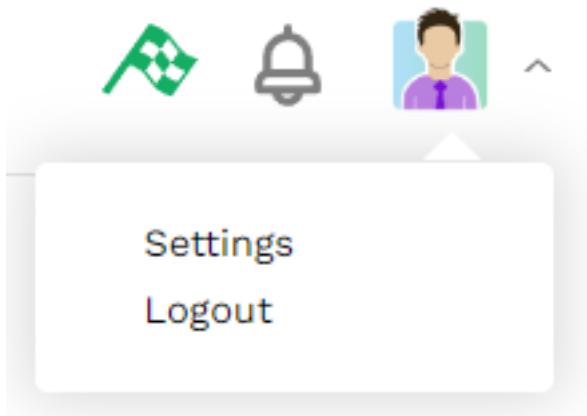


Biznomos Account Management

How do I configure my Biznomos account settings?

With your Biznomos account, configure account settings by following these steps:

1. Click on your account avatar.
2. Click on Settings.




3. From your account settings, change:
 - a. Profile Photo
 - b. Name
 - c. Email Address
 - d. Business Title
 - e. Business Phone Number
 - f. Extension (if applicable)
 - g. Mobile Phone

Biznomos Account Management

Settings

Member ID: 43214321

Membership Type: Main Member

Profile Photo 

ADD PHOTO

First Name *

Sofia

Middle Name

Last Name *

Reilly

Email Address *

Business Title

Emerald Restaurant Depot

Business Phone Number

Ext.

Mobile Phone

1 (234) 567-8902

h. Email Notifications

- i. Check/Uncheck All
- ii. Incoming Referrals
- iii. Announcements
- iv. Files Added
- v. New Events
- vi. Polls Open

i. Timezone

Email Notifications

- ☐ Check/Uncheck All
- ☐ Incoming Referrals ☐ Announcements ☐ Files Added ☐ New Events ☐ Polls Open

Timezone

PST: Pacific Time (GMT - 07:00) 


j. Password

4. Once finished, click on the blue Update Settings button.

Biznomos Account Management

Change Password

Current Password

New Password 

Confirm Password

☐ Show Password

UPDATE SETTINGS

Didn't find what you're looking for? [Contact Biznomos Support](#) online or call toll-free at [1-800-232-3989](tel:1-800-232-3989) for additional help.

Unique solution ID: #1072

Author: n/a

Last update: 2024-05-30 00:54