

Business Type Management

How do I edit a business type?

To edit a business type, follow these steps:










1. Go to the Admin Tools tab at the top.
2. Go to Open Business Types under the Web Builder heading.
3. Search for a business type by using the search bar.

Open Business Types



ADD BUSINESS TYPE

4. Click on the yellow pencil icon.

Name	
 Landscaping	 
 Web Services	 
 Real Estate	 

5. Rename business type.
6. When finished, click on the blue Update button. If you've selected the wrong business type or no longer want to edit this business type, click on the gray Cancel button.

×

Edit Business Type

Name *

UPDATE

CANCEL

7. To publish changes, click on the green checkered flag icon beside your notification bell icon and select Publish. All changes must be published to be shown on the public-facing website.

Business Type Management



Preview

Publish

Didn't find what you're looking for? [Contact Biznomos Support](#) online or call toll-free at [1-800-232-3989](tel:1-800-232-3989) for additional help.

Unique solution ID: #1069

Author: n/a

Last update: 2024-05-30 00:31